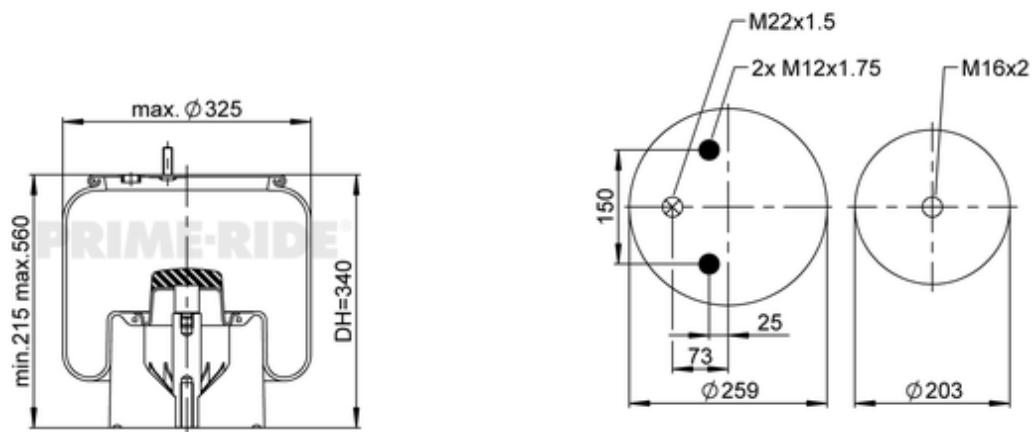


1R11-939

21103467








● bolt or stud

○ hole

⊗ combination stud

⊗ air inlet

 kg	7 kg
	
	M12x1.75: max. 45 Nm
	M16: max. 90 Nm
	M22x1.5: max. 70 Nm

OE Manufacturer/Part No.

Manufacturer	Original Part No.	Model
BPW	05.429.43.86.0	30 K