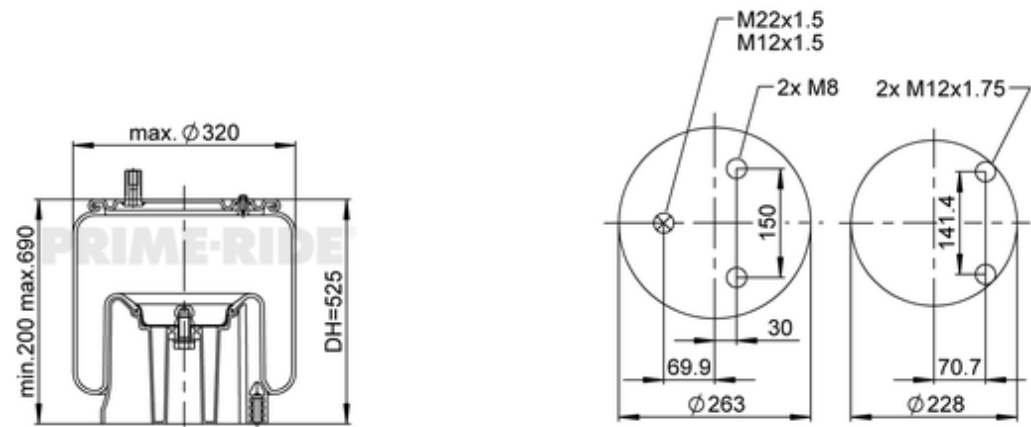









1R12-900

20959144



-  bolt or stud
-  hole
-  combination stud
-  air inlet

	7,2 kg
	1R12-851
	
	M12x1.5: max. 66 Nm
	M12x1.75: max. 66 Nm
	M22x1.5: max. 70 Nm
	M8: max. 25 Nm

OE Manufacturer/Part No.

Manufacturer	Original Part No.	Model
SCHMITZ	1336404	
SCHMITZ	1371808	
SCHMITZ	1077929	

