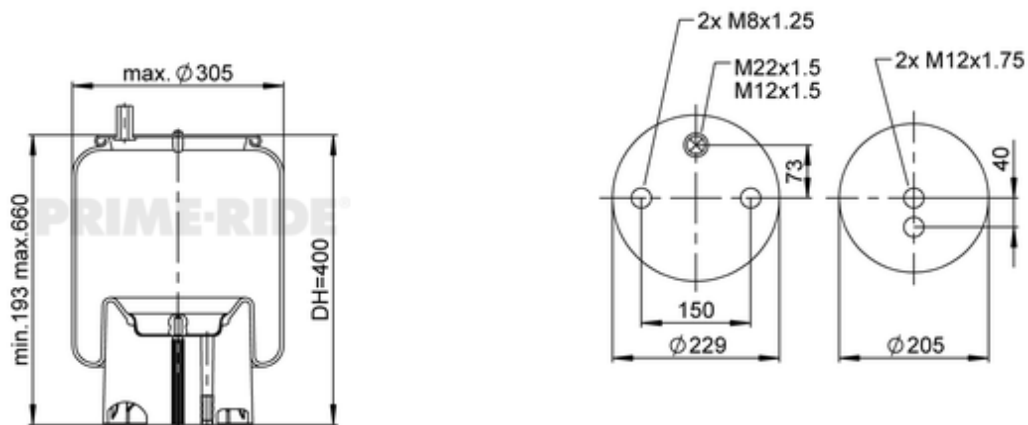


1R12-922

21103494









● bolt or stud

○ hole

⊗ combination stud

⊗ air inlet

	7,8 kg
	
	M12x1.5: max. 45 Nm
	M12x1.75: max. 45 Nm
	M22x1.5: max. 70 Nm
	M8: max. 25 Nm

OE Manufacturer/Part No.

Manufacturer	Original Part No.	Model
SCHMITZ	1274268	
SCHMITZ	1375396	
SCHMITZ	1371342	
Weweler	YP06318SF	

