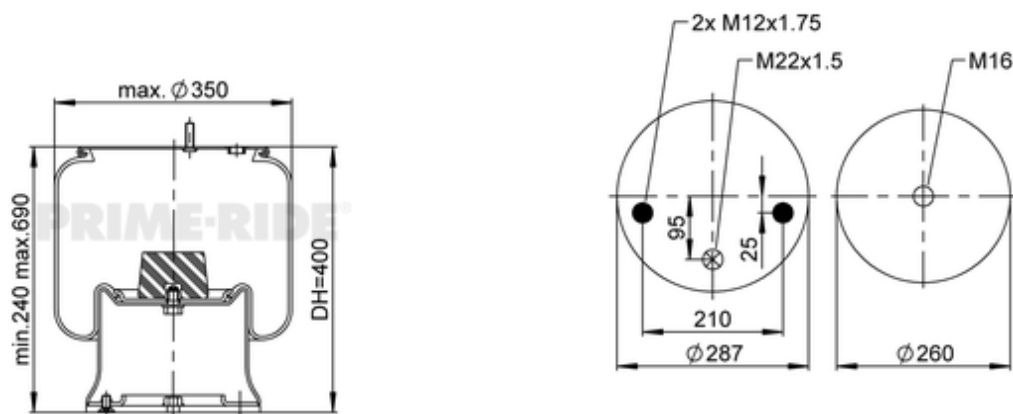


1R14-815

20920751








● bolt or stud

○ hole

⊗ combination stud

⊗ air inlet

 kg	17 kg
	
	M12x1.75: max. 45 Nm
	M16: max. 90 Nm
	M22x1.5: max. 70 Nm

OE Manufacturer/Part No.

Manufacturer	Original Part No.	Model
SAF	3.229.0028.00 Intra	