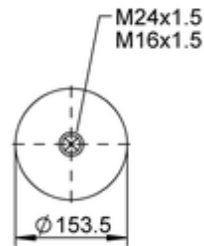
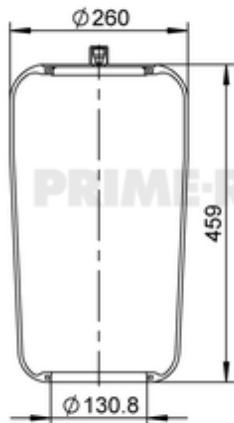


9517

21133640






● bolt or stud

○ hole

⊗ combination stud

⊗ air inlet

 kg	2,8 kg
	M16x1.5: max. 20 Nm
	M24x1.5: max. 70 Nm

## OE Manufacturer/Part No.

Manufacturer	Original Part No.	Model
MERCEDES BENZ	A 942 327 00 01	