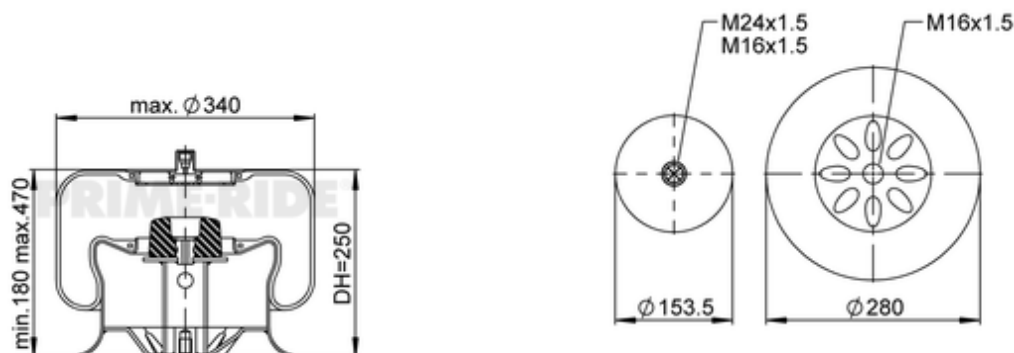


9539

21133647








● bolt or stud

○ hole

⊗ combination stud

⊗ air inlet

 kg	7,5 kg
	
	M16x1.5: max. 20 Nm
	M16x1.5: max. 90 Nm
	M24x1.5: max. 70 Nm

## OE Manufacturer/Part No.

Manufacturer	Original Part No.	Model
MERCEDES BENZ	A 957 320 01 17	
MERCEDES BENZ	A 957 320 03 17	