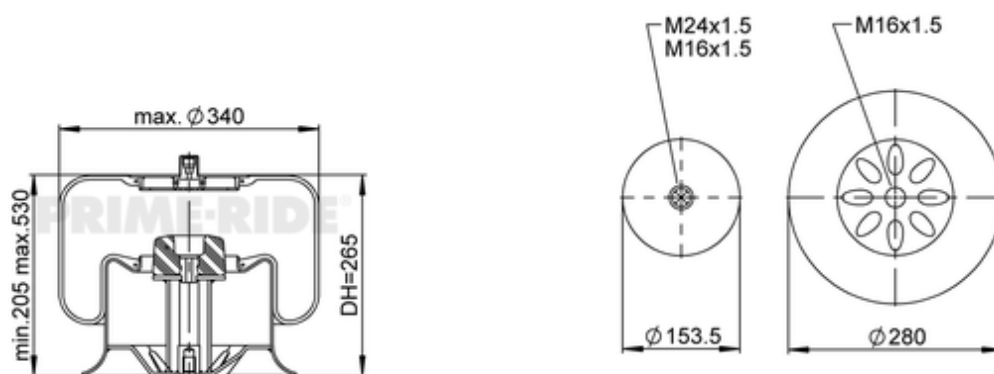


9565

21133648








● bolt or stud

○ hole

⊗ combination stud

⊗ air inlet

 kg	10,7 kg
	
	M16x1.5: max. 20 Nm
	M16x1.5: max. 90 Nm
	M24x1.5: max. 70 Nm

OE Manufacturer/Part No.

Manufacturer	Original Part No.	Model
MERCEDES BENZ	A 942 320 10 17	
Mercedes	A 942 320 63 21	Atego