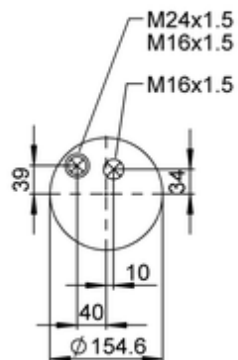
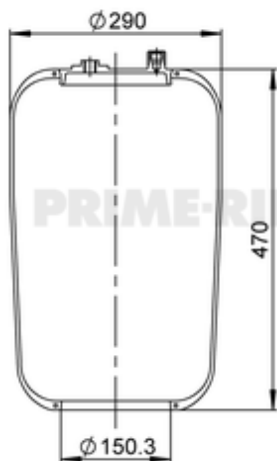


9570

21063070






● bolt or stud

○ hole

⊗ combination stud

⊗ air inlet

 kg	3,2 kg
	M16x1.5: max. 20 Nm
	M24x1.5: max. 25 Nm

## OE Manufacturer/Part No.

Manufacturer	Original Part No.	Model
MERCEDES	A9423202721	
MERCEDES	A9423202321	
MERCEDES	A9423206921	
MERCEDES	A9423207321	
MERCEDES	A9423201921	
MERCEDES	A9423201421	